

Semi-Annual Metrics Data Report

The information you enter into the following pages will be considered official and will be reported to Congress. Your records must substantiate all data entered into the form, and supporting documentation must be made available if requested by Members of Congress, Department of Defense, or National Guard Bureau.

This is a fillable PDF and all fields are required before submission. Once completed, press the "Submit Data" button at the bottom of page 4. Additionally, you should save the form to your computer. If you are unable to submit the form using the button, email the completed form as an attachment.

Contact / Program Information

Director's Name: Jackie Fogle

Phone Number: (803) 331-6675

Director's Email: FogleJ@tag.scmd.state.sc.us

Deputy Director's Email: MontgomeryM@tag.scmd.state.sc.us

Official Program Name: South Carolina Youth ChalleNGe Academy

City: Eastover

State: South Carolina

Type of Installation the Program is located on: **Federal**
(Educational facility, childcare facility, federal facility, etc.)

Total number of staff as of 30 September 2017: 59

Credentials Offered:

GED HS Diploma Credit Recovery/Return to HS College Credit Job Training Certificates

Including the classes reported on this form, the total number of graduates since inception: 4,287

Program Goals for 2018

Please provide 2 short bullets. Due to limited space the response is limited to 100 characters.




1. Recruit enough candidates to invited 150 to start program
2. Hire and retain skill employees

Major Program Achievements for 2017

Please provide 1-2 short bullets. Due to limited space the response is limited to 100 characters.

1. AT&T 1st Place Scholarship Recipient
2. 55% of class 49 passed the GED

Residential Classes			
Please enter the data for the following NGB Classes	NGB - 47	NGB - 48	Not Required
Projected start month of each class	Jul-16	Jan-17	
Enrollment Data	Class 1	Class 2	Class 3
Class Starting Date	07/11/2016	01/09/2017	
Class End Date	12/14/2016	07/12/2017	
Funded Graduation Target	100	100	
Applied (number of completed applications received)	574	469	
Accepted (how many were accepted and invited to attend)	165	185	
Day 1 of week 1	162	160	
Day 1 of week 3	150	143	
Total Graduates	110	117	
Age at Graduation (Provide the number of Graduates in each age group)	Class 1	Class 2	Class 3
Age 16	41	58	
Age 17	53	45	
Age 18	11	14	
Age 19	5	0	
*Total for each class must equal the number of graduates	110	117	
Gender (Provide the number of males and females at graduation)	Class 1	Class 2	Class 3
Males	84	90	
Females	26	27	
*Total for each class must equal the number of graduates	110	117	
Ethnicity (Provide the number of Graduates in each race/ethnic group)	Class 1	Class 2	Class 3
White / Caucasian	15	35	
Black	88	75	
Hispanic / Latino	3	0	
American Indian / Alaskan	2	1	
Pacific Islander / Hawaiian	0	0	
Asian	0	0	
Unknown/Other	2	6	
*Total for each class must equal the number of graduates	110	117	
TABE - Class Average	Class 1	Class 2	Class 3
Pre-TABE (provide grade level equivalent)	5.9	7.6	
Post-TABE (provide grade level equivalent)	6.8	9.0	
Service to the Community	Class 1	Class 2	Class 3
Average hours per Cadet	46.00	42.10	
Total Hours	5,060.00	4,925.70	
Mentor Matching	Class 1	Class 2	Class 3
Matched with Mentors at End of Week 13	0	117	
Credentials Received (Provide a number for each category or N/A if not applicable)	Class 1	Class 2	Class 3
GED	50	59	
Diploma	0	0	
Credit Recovery / Returned to High School	0	0	
College Credit	0	0	
Job Training Certificates	0	0	

Residential Classes			
Please enter the data for the following NGB Classes Projected start month of each class	NGB - 47 Jul-16	NGB - 48 Jan-17	Not Required
Reason For Termination (Provide a number for each termination category)	Class 1	Class 2	Class 3
Unacceptable behavior/Insufficient participation/Non-compliance	53	36	
Left at own request	0	0	
Left at parent's request	0	3	
Failure to return from Pass	0	1	
Substance abuse	1	1	
Medical issues	1	1	
Returned to High School	0	0	
Other	0	1	
Responsible Citizenship (Provide a number for each category)	Class 1	Class 2	Class 3
Eligible to Vote	16	14	
Registered to Vote	8	14	
Eligible to register for Selective Service	6	11	
Registered for Selective Service	6	11	
*Number of registered must be equal or less than the number of eligible			
Physical Fitness (Provide the class average for each category)	Class 1	Class 2	Class 3
 <div style="display: inline-block; vertical-align: middle;"> <p style="margin: 0;">Push-ups</p> <p style="margin: 0;">Initial</p> <p style="margin: 0;">Final</p> </div>	0 0 0	0 0 0	
 <div style="display: inline-block; vertical-align: middle;"> <p style="margin: 0;">Sit-ups</p> <p style="margin: 0;">Initial</p> <p style="margin: 0;">Final</p> </div>	0 0	0 0	
 <div style="display: inline-block; vertical-align: middle;"> <p style="margin: 0;">1 Mile Run</p> <p style="margin: 0;">Initial (mm:ss)</p> <p style="margin: 0;">Final (mm:ss)</p> </div>	9:22 8:19	9:46 9:38	
Additional Information – Optional (Provide any clarifying information to the data provided above, if necessary)			
<p>The SCYCA cadets are test on Pull ups, V-sit Reach and curl ups. If you need that information we will be glad to provide it to you.</p> <p>Matched with Mentors at End of Week 13 Cycle 37 Data is not available</p>			

Post-Residential Classes			
Please enter the data for the following NGB Classes	NGB - 44	NGB - 45	NGB - 46
Projected start month of each class	Jan-15	Jul-15	Jan-16
Class Data	Class 1	Class 2	Class 3
Class Starting Date	01/05/2015	07/06/2015	01/04/2016
Class End Date	06/10/2015	12/09/2015	06/08/2016
Funded Graduation Target	100	100	100
Total Graduates	96	103	109
Number of Academic Credentials Awarded	0	0	0
Reporting – Month 1	Class 1	Class 2	Class 3
Contacted	81	0	36
Placed	44	71	19
Military	0	2	0
School	12	47	17
Employment <i>Includes full-time or multiple part-time activities totaling 25 hours or more</i>	34	20	7
Miscellaneous <i>Includes child-care, family care, volunteer work, hospitalized/disabled, or incarcerated</i>	3	0	2
Reporting – Month 6	Class 1	Class 2	Class 3
Contacted	78	0	38
Placed	61	65	31
Military	0	0	0
School	29	34	19
Employment <i>Includes full-time or multiple part-time activities totaling 25 hours or more</i>	42	29	14
Miscellaneous <i>Includes child-care, family care, volunteer work, hospitalized/disabled, or incarcerated</i>	4	2	0
Reporting – Month 12	Class 1	Class 2	Class 3
Contacted	62	0	30
Placed	46	39	8
Military	0	0	1
School	24	17	5
Employment <i>Includes full-time or multiple part-time activities totaling 25 hours or more</i>	32	19	7
Miscellaneous <i>Includes child-care, family care, volunteer work, hospitalized/disabled, or incarcerated</i>	2	3	0
Additional Information – Optional (Provide any clarifying information to the data provided above, if necessary)			
Class 45 contacted information is not available			

Certification - By initialing this box, I certify that the above information is true and accurate to the best of my knowledge.

Name: Neicy I Roberts

Date: 11/21/2017

Ensure all required fields are completed before submitting your data

Submit Data